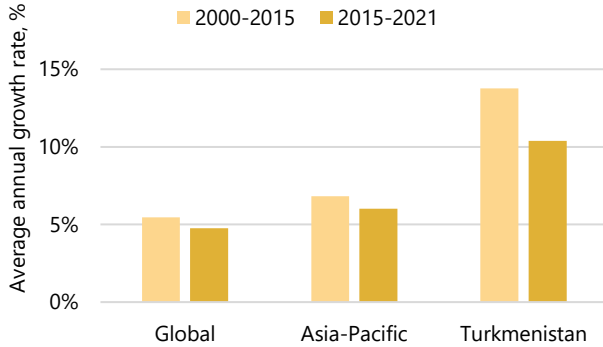


# Turkmenistan

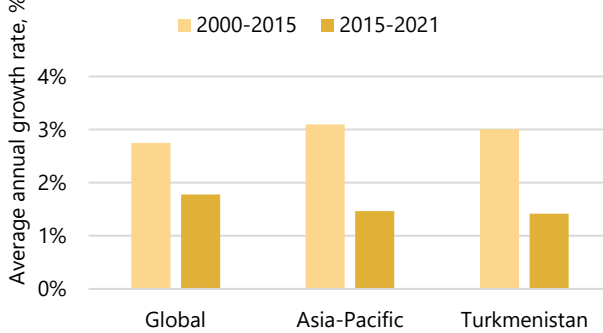
Central Asia  
Upper middle income

## SOCIO-ECONOMIC

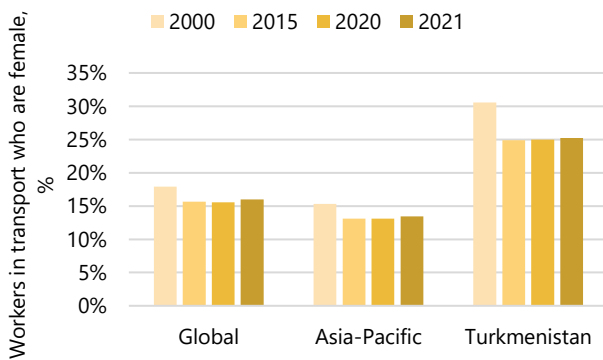
Gross Value Added by Transport, Storage, and Communications



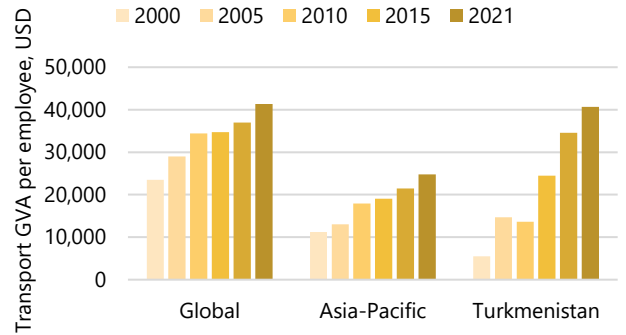
Employment in Transport, Storage, and Communications



Female Employment in Transport, Storage, and Communications



Gross Value Added per Employee in Transport, Storage, and Communications

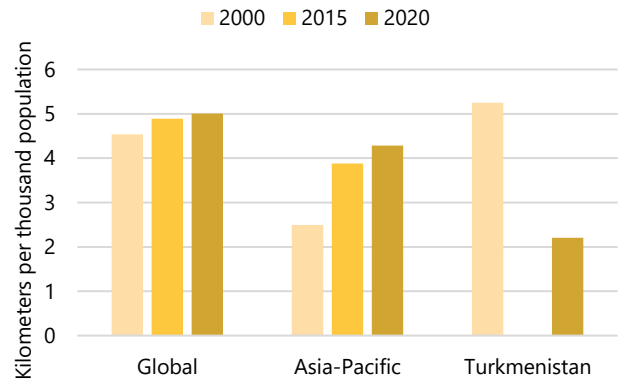


### References

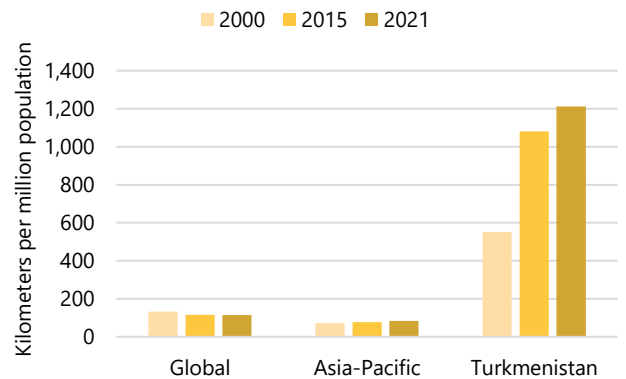
- ATO National Database SEC-TIV-001 (UN Statistics Division 2023).
- ATO National Database SEC-TRE-002 (ILO 2023).
- ATO National Database SEC-TRE-014 (ILO 2023).
- ATO National Database SEC-TIV-001, SEC-TRE-002 (UN Statistics Division 2023, ILO 2023).
- ATO National Database SEC-SEG-017 (ILO 2023).
- ATO National Database SEC-TIV-013 (World Bank 2023).

## TRANSPORT INFRASTRUCTURE

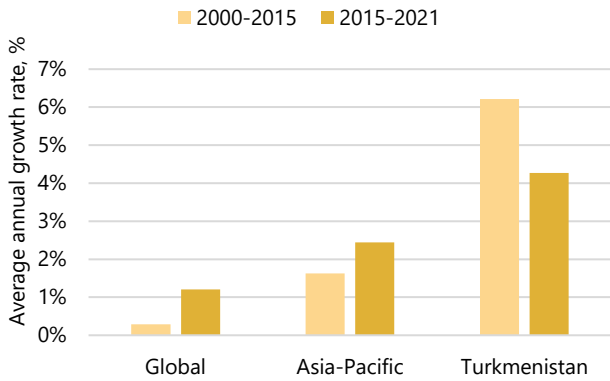
Road Infrastructure Availability per capita



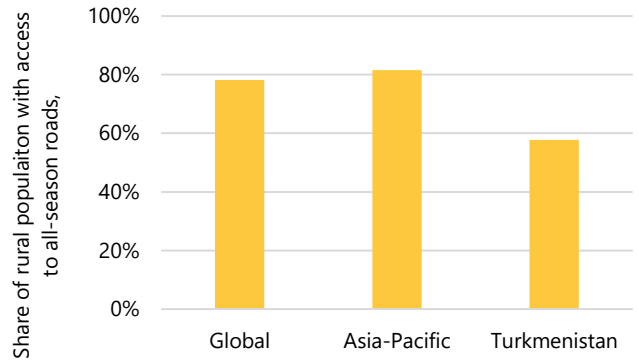
Rail Infrastructure Availability per capita



**Annual Growth of Rail Infrastructure**



**Share of Rural Population with Access to All-Season Roads, 2022**



**References**

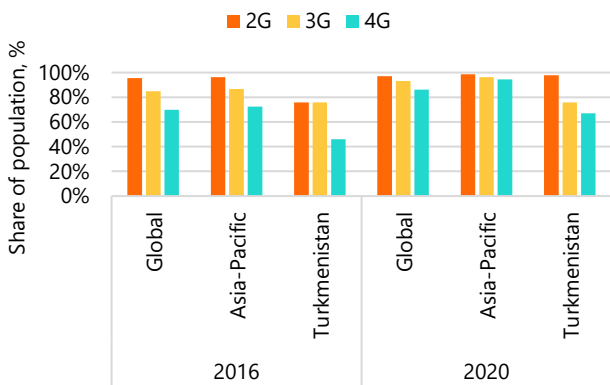
World Road Statistics (IRF 2023).  
 ATO National Database INF-TTI-019 (UIC 2023).  
 ATO National Database INF-UTI-001, INF-UTI-002, INF-UTI-003 (ITDP 2023).  
 Rapid Transit Database (ITDP 2023).  
 ATO National Database TAS-VEP-018 (Country Official Statistics).

**References**

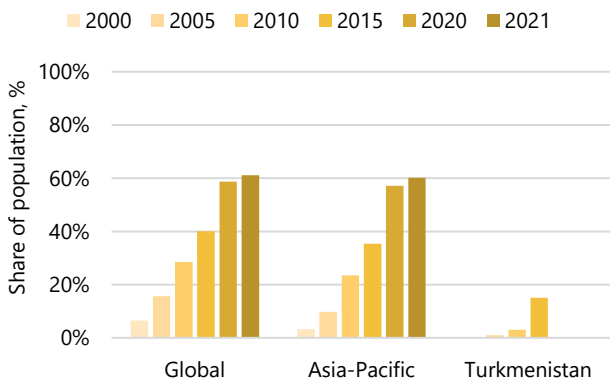
Sustainable Development Report 2023 (SDSN 2023).  
 ATO National Database INF-ICT-010 (UN DESA 2023).  
 ATO National Database INF-ICT-006 (ITU 2023).

**ACCESS**

**Population Covered by Mobile Network**

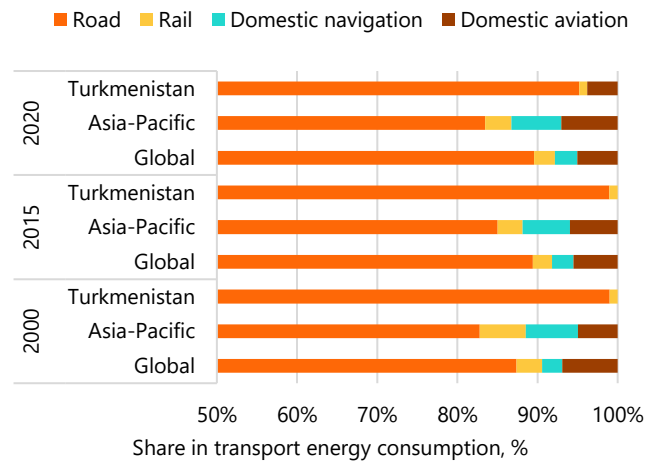


**Share of Population Using the Internet**

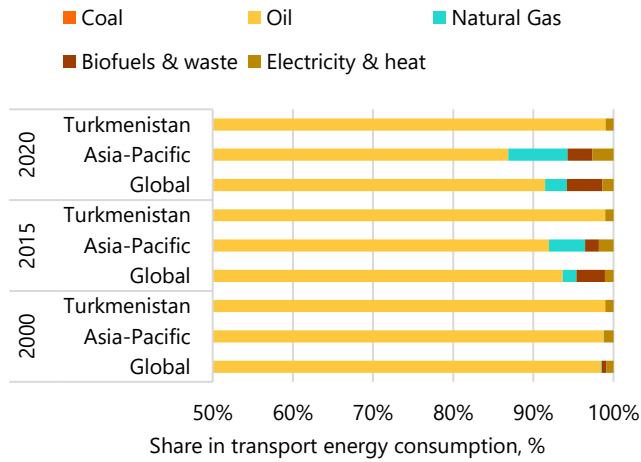


**CLIMATE CHANGE**

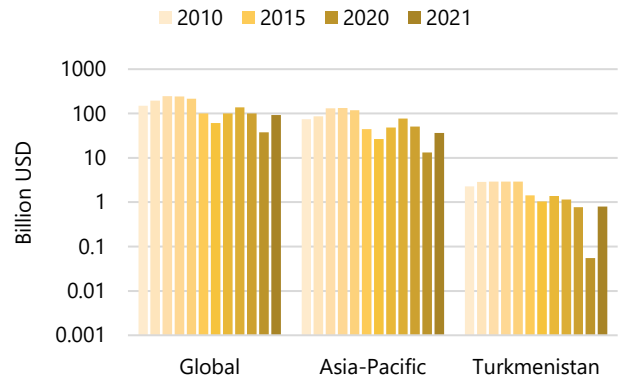
**Transport Energy Consumption Share by Mode**



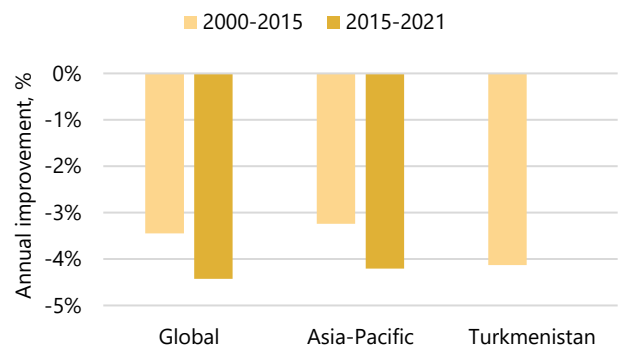
Transport Energy Consumption Share by Source



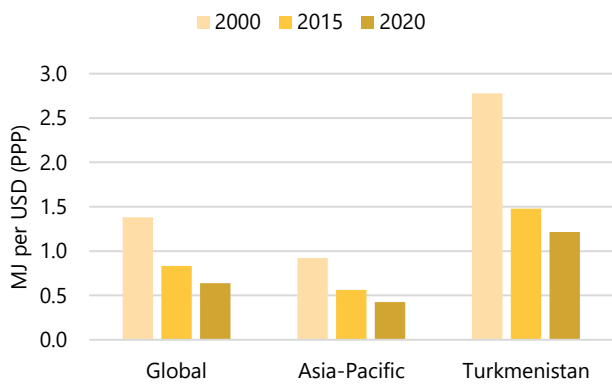
Transport Fossil Fuel Subsidies



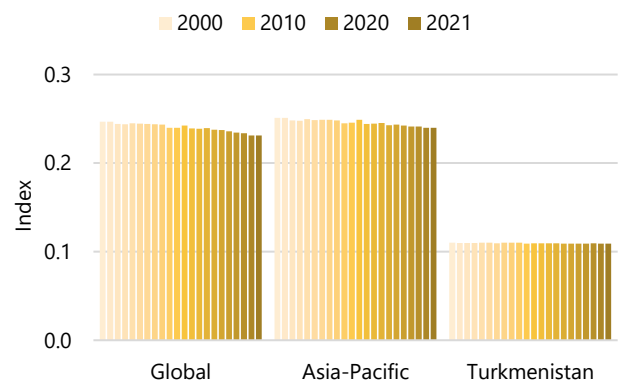
Annual Change of Transport CO2 Emissions Intensity with GDP



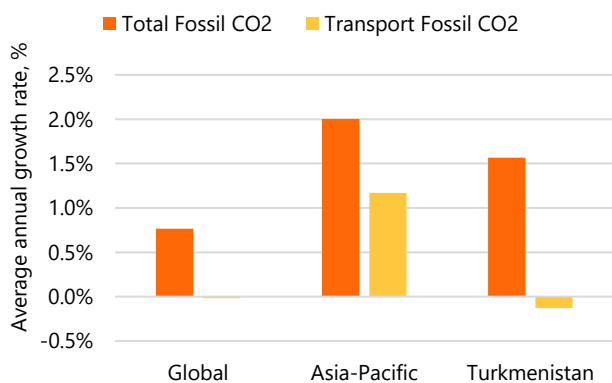
Transport Energy Intensity



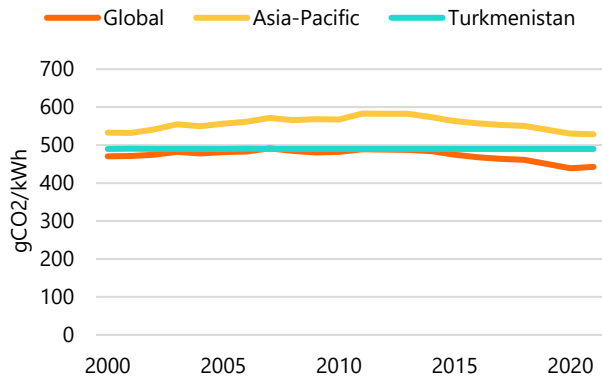
ND-GAIN Index for Infrastructure Vulnerability



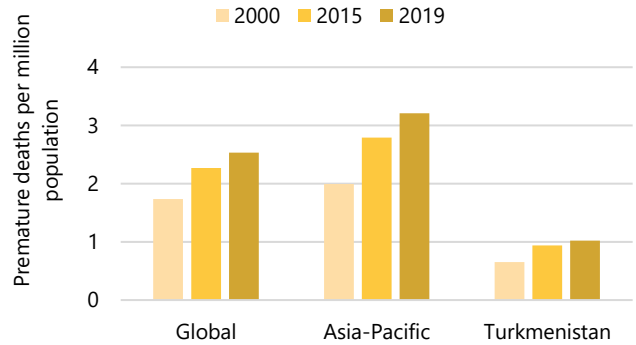
Annual Growth of CO2 Emissions, 2015-2021



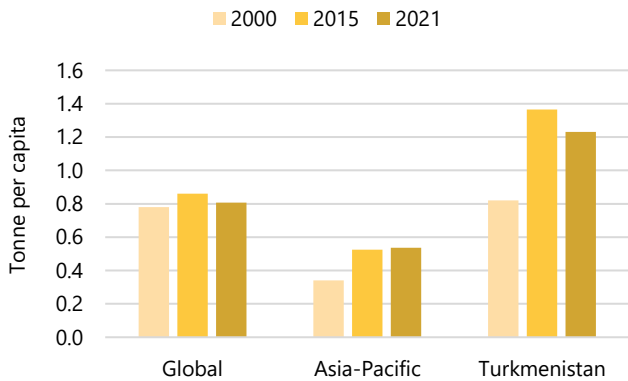
### Grid Emission Factors



### Death Rate due to Occupational Exposure to Diesel Engines



### Transport CO2 Emissions per Capita



#### References

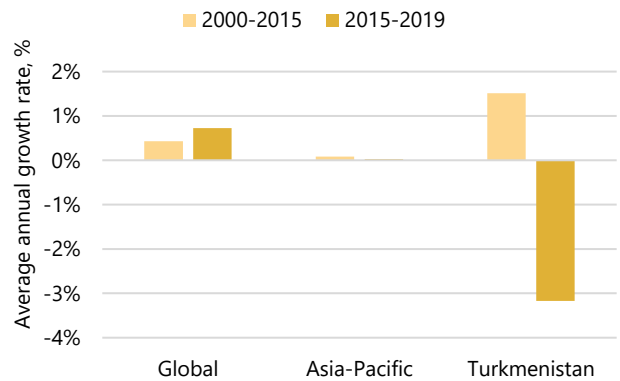
ATO National Database APH-VAP-001, APH-VAP-006, APH-VAP-016 (EDGAR 2022).  
ATO National Database APH-HAT-001 (GBD 2019).

#### References

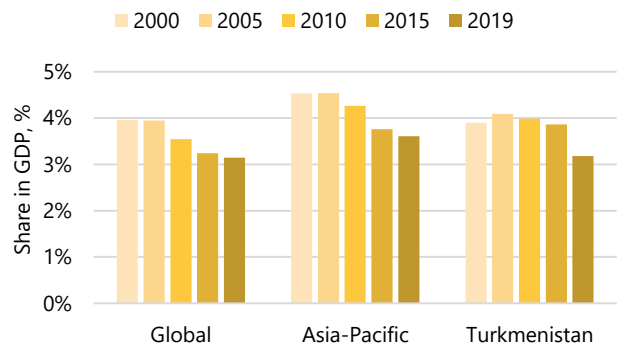
ATO National Database CLC-VRE-016 (ESMAP 2023).  
ATO National Database CLC-VRE-081, CLC-VRE-026, CLC-VRE-027, CLC-VRE-028 (UN Statistics Division). 2023).  
ATO National Database CLC-VRE-001 (UN Statistics Division 2023).  
Fossil Fuel Subsidies (IEA 2023).  
ATO National Database CLC-VRE-045 (EDGAR 2023).  
ATO National Database CLC-VRE-048, CLC-VRE-045 (EDGAR 2023).  
ATO National Database INF-AFP-003 (Ember 2023).  
ATO National Database CLC-CVT-001 (ND-GAIN 2023).  
ATO National Database CLC-CVT-002, CLC-CVT-007 (Koks, et al. 2019, Verschuur, et al. 2023).

## ROAD SAFETY

### Annual Growth of Road Crash Fatalities



### Cost of Road Crash Fatalities and Injuries as % of GDP

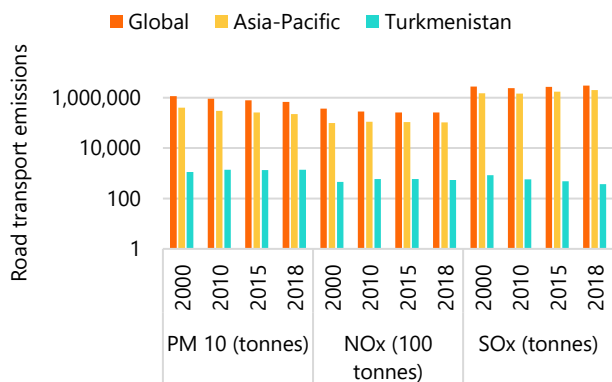


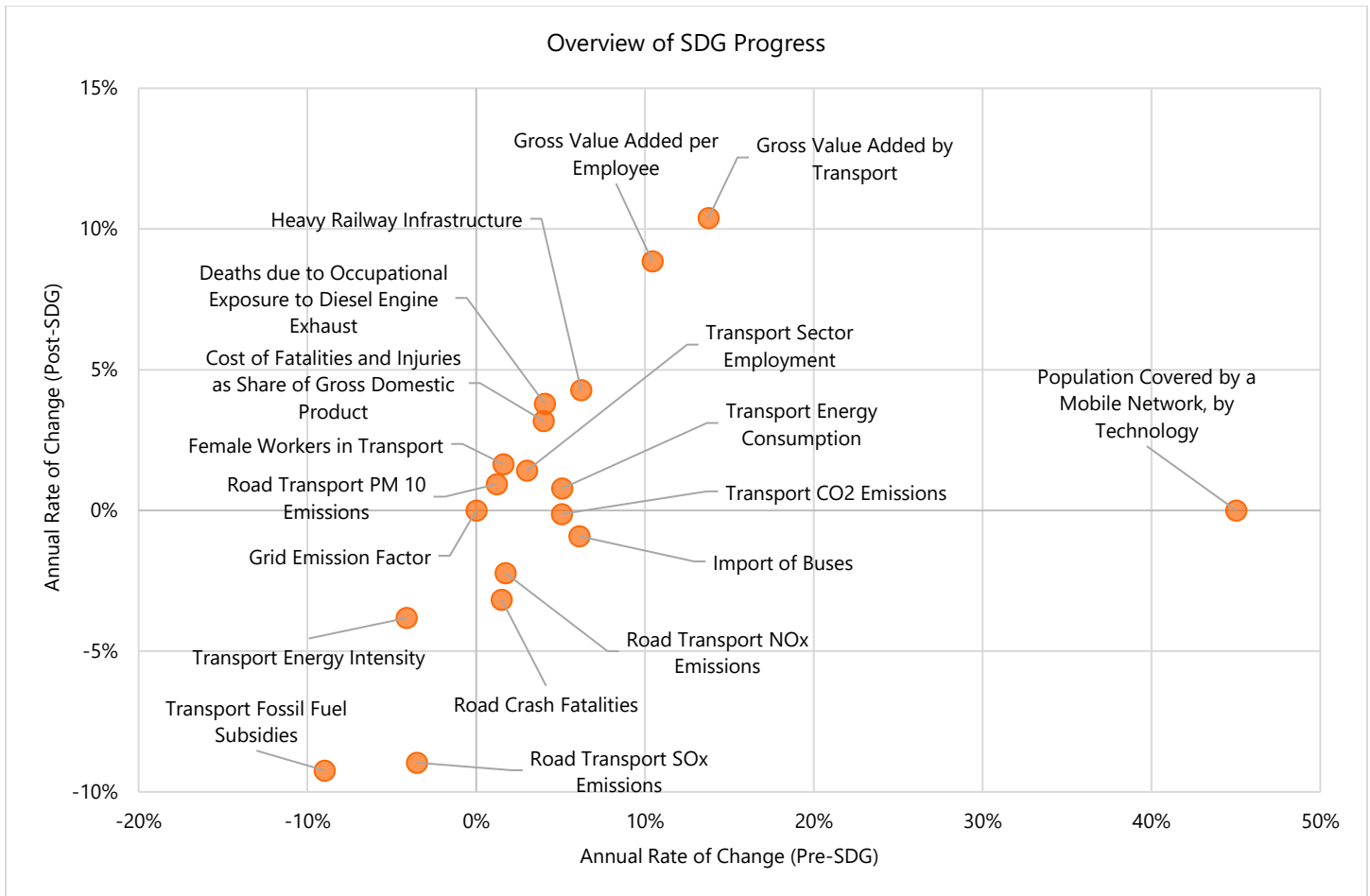
#### References

ATO National Database RSA-RSI-001 (WHO 2019).  
ATO National Database RSA-RSI-012 (World Bank 2019).  
ATO National Database RSA-SRI-009, RSA-SRI-010, RSA-SRI-011, RSA-SRI-012, (IRAP 2023).

## AIR POLLUTION

### Road Transport Air Pollution





**Indicator Years (Pre-SDG, Post-SDG)** Road Crash Fatalities (2000-2015, 2015-2019), Cost of Fatalities and Injuries as Share of Gross Domestic Product (2010, 2019) [Note: number indicates cost as share of GDP], Road Transport PM 10 Emissions (2000-2015, 2015-2018), Road Transport NOx Emissions (2000-2015, 2015-2018), Road Transport SOx Emissions (2000-2015, 2015-2018), Transport Air Pollution Health Impact (2010-2015, 2015-2019), Transport Energy Consumption (2000-2015, 2015-2020), Renewable Energy Growth (2000-2015, 2015-2020), Transport Energy Intensity (2000-2015, 2015-2020), Gross Value Added by Transport (2000-2015, 2015-2021), Gross Value Added per Employee (2000-2015, 2015-2021), Transport Sector Employment (2000-2015, 2015-2021), Female Workers in Transport (2000-2015, 2015-2021), Monthly Wages in the Transport Sector (2011-2015, 2015-2021), Road Infrastructure (2000-2015, 2015-2020), Heavy Railway Infrastructure (2000-2015, 2015-2021), Passenger and freight volumes (2010-2015, 2015-2021), Share of Paved Roads (2008-2015, 2015-2020), Population Covered by a Mobile Network, by Technology (2012-2014, 2016-2020), Percentage of Individuals Using the Internet (2000-2015, 2015-2021), Rapid Transit Kilometers (2000-2015, 2015-2020), Import of Buses (2003-2015, 2015-2022), Transport Fossil Fuel Subsidies (2010-2015, 2015-2021), Transport CO2 Emissions (2000-2015, 2015-2021), Transport CO2 Intensity (with GDP) (2000-2015, 2015-2021), Grid Emission Factor (2000-2015, 2015-2021), Transport Sector Public-Private Partnerships Investments (2000-2015, 2015-2022)

**Note**  
The Asian Transport Outlook (ATO) project collects, collates, and organizes data from publicly available official, as well as reputable and peer-reviewed secondary sources, which may contain incomplete or inconsistent data. It is important to note that the ATO does not generate data. Moreover, while the ATO carries out quality control and assurance of whether the data are truthfully reflected in the ATO, the ATO does not make any warranties or representations as to the appropriateness, quality, accuracy, or completeness of the data in the ATO databases, and in the knowledge products that are produced from such. Users are encouraged to scrutinize, verify, interpret, and judge the data before utilizing them.

**Authors**  
Sudhir Gota  
Cornie Huizenga  
Mel Eden  
Adwait Limaye  
Alvin Mejia

This SDG profile has been developed under TA-6763 REG: Accelerating Innovation in Transport - Asian Transport Outlook: Phase 3 (55119-001) with Asian Development Bank and Purchase Order No. CW39446 AIB Support: Asian Transport Outlook Phase 3 with Asian Infrastructure Investment Bank.