



# From Data to Decisions:

## How the **Asian Transport Observatory (ATO)** Supports Transport Sector Investments and Policies in the Asian Region

**Sudhir Gota and Alvin Mejia**

Co-Team Leads

Asian Transport Observatory

Insight Thursday  
September 11, 2025



# Lessons & Lemons from Past Transport Data Initiatives

Between 2000 to 2020, Asia's transport infrastructure investment was about **750 billion** USD annually

Between 2020-2035, the requirement is about **2.7 trillion** USD annually



Working Paper: Consultation Draft

Energy Efficiency and Climate Change Considerations for On-road Transport in Asia

May 19, 2006

This working paper was prepared under TA - 6261 (REG) - Energy Efficiency Initiative Consultation Workshop - Transport, Energy Efficiency and Climate Change by John Rogers (jrogers@adb.org) with contributions from Jerome Wang, Corine Hübner and Corine Holzner and may not reflect the views of ADB's Board of Directors. Comments may be submitted to Corine Holzner (cholzner@adb.org) by 8 June, 2006.

Asian Development Bank



ADB Sustainable Development Working Paper Series



Transport and Carbon Dioxide Emissions: Forecasts, Options Analysis, and Evaluation

Lee Schipper, Herbert Fabian, and James Leather  
No. 9 | December 2009



Asian Development Bank



Technical Assistance Report

Project Number: 41270-01  
Research and Development Technical Assistance (ROTA)  
July 2009

Sustainable Fuel Partnership Study:  
Exploring an Innovative Market Scheme to Advance Sustainable Transport and Fuel Security  
(Cofinanced by the Government of Austria)



Planning Meeting, Global Transport Intelligence (GTI) Initiative

2 Mar 2011 @ 09:00 am

Agenda including links to the presentations held at the event:

- 08:00 - 08:10 Welcome remarks: EA and SuGiT Partnership
- 08:10 - 08:15 Objectives of the meeting - Corine Hübner
- 08:15 - 11:30 Representatives (optional) GTI partners on current and future transport data activities:
  - Asian Development Bank (represented by Corine Hübner)
  - Asian Development Bank, Jorge Koppen
  - German Development Cooperation, Manfred Brethaupt
  - International Association of Public Transport, Jerome Proulx
  - International Energy Agency, Jean-Yves Gauthier and Lutz Faltner
  - Inter-American Development Bank, Rodolfo Hualde
  - International Road Federation, Sylvie Roggendorf
  - International Transport Forum, Malik Samet
  - Korean Transport Institute, Sanggi Han



Transport DataBank Model

USER GUIDE

Version 1.0a 2016

This document provides guidance on how to use the Transport DataBank Model, as part of the outputs under a technical assistance of the Asian Development Bank.

Technical Assistance 8046 (REG)  
Implementation of Sustainable Transport in Asia and the Pacific:  
Better Transport Data for Sustainable Transport Policies and Investment Planning  
(Subproject 2) Availability and Quality of Transport Data in the DMCS (41205-02)

# Asian Transport Observatory

Strengthening the knowledge base of transport in Asia-Pacific

A leading platform that gathers and shares comprehensive datasets, generate unique policy insights, and delivers novel knowledge products rooted in groundbreaking analysis.

[asiantransportobservatory.org](http://asiantransportobservatory.org)



### ATO National Database

Explore over 450 transport indicators from 51 economies divided across nine categories



### ATO National Transport Policy Documents Database

Explore close to 1100 transport policy documents in Asia and the Pacific



### ATO Urban Database

Explore more than 260 urban level transport indicators across nine categories



### ATO Cost Database

Explore more than 1,300 transport-related projects and benchmark their costs within subregions or income groups in Asia and the Pacific



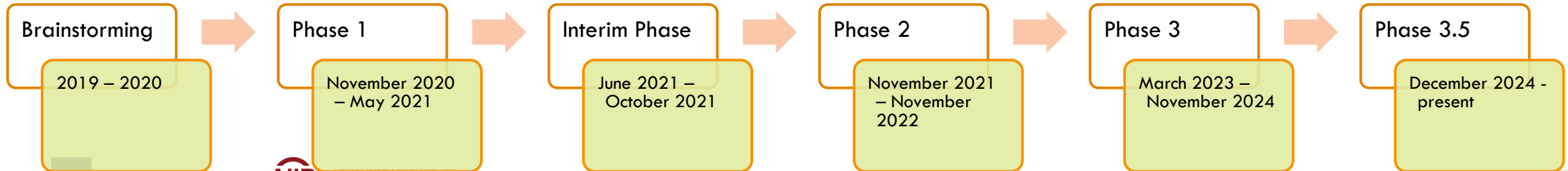
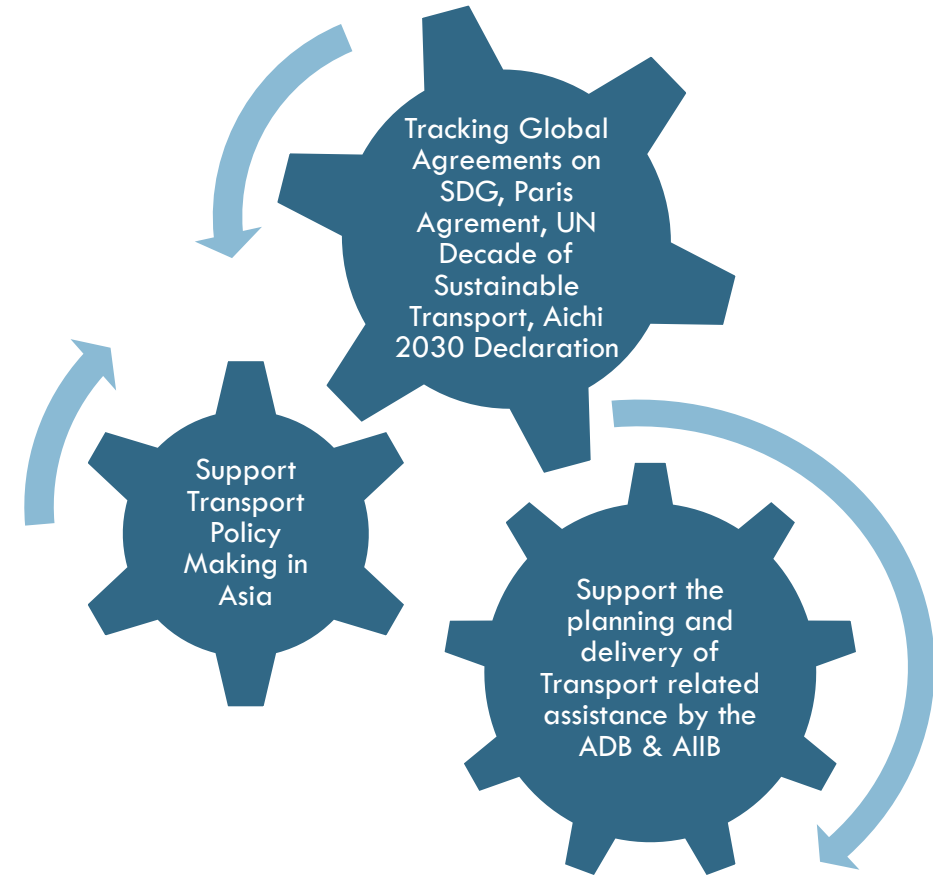
### ATO Analytical Outputs

Read about analysis made using ATO transport data and policy information

# Asian Transport Observatory (ATO)

## A Catalyst for Sustainable Transport in Asia

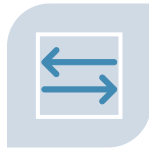
- 52** Economies (ADB Members + Russia and Iran )
- 460** Urban Centers (412 Asia-Pacific, 48 International)
- 51** Urban Centers with a detailed data
- 700** Indicators
- 430k** Data points
- 1.2k** Policy documents
- 12k** Extracted policy measures



# What makes ATO unique?



Multiple Sources for single indicator



Multiple Dimensions & Modes



Data and Policy



Historical & Outlook



Tracking Instrument for SDG/PA/Aichi Declaration



Incremental Approach



Partnerships



On-demand Research



2024-10-18

Update

Asian Development Bank (ADB) has Won the 2024 IRF Award for Environmental Stewardship for Asian Transport Outlook!

The Asian Development Bank (ADB) has won the prestigious IRF Awards 2024 - Environmental Stewardship category for the ADB-initiated Asian Transport Outlook (ATO)! The IRF Awards recognizes outstanding projects and initiatives that foster innovation, safety, and sustainability in the road transport sector.

[Read More](#)

İstanbul, Türkiye

# ATO Knowledge Products



SDG Profiles  
(39 countries)

Transport Climate Profiles  
(24 countries)

Road Safety Profiles  
(24 countries)

E-mobility Profiles  
(10 countries)

Green Roads Profiles  
(23 countries)

Gender Profiles  
(20 countries)

Rail Profiles  
(4 countries)

# ATO Insights: Interactive visualisations



**Climate Financing: Transport Sector in Asia - Visualization**  
2024-11-26

The dashboard presents a detailed overview of climate finance flows specific to regional trends, funding distribution, and sources of investment.

[Interactive](#) [Visualization](#)

Tags: Climate, Climate finance



**Liner Connectivity Index - Visualization**

2024-11-08

The Liner Shipping Bilateral Connectivity Index (LSBCI) provides a comprehensive measure between pairs of countries, capturing their level of integration into global liner shipping.

[Interactive](#) [Visualization](#)

Tags: connectivity, Sustainable Transport, Maritime Transport, Global Trade, Supply chain



**Transport CO2 Emissions Visualization Tool**  
2024-11-18

ATO has created a visualization / animation tool using the data from IEA-EDG. Data from 1990 onwards is represented in the visualization tool which aims at magnitude, direction, and speed of change in transport-sector emissions, ...

[Interactive](#) [Visualization](#)

Tags: emissions



**Renewable Energy Share in Electricity Generation - Visualization**

2024-10-30

The renewable energy (RE) share in electricity generation (%) refers to the proportion of renewable sources such as wind, solar, hydro, and geothermal.

[Interactive](#) [Visualization](#)

Tags: energy, e-mobility, electrification




**Urban Access to Public Transport - Visualization**  
2024-10-24

Access to public transport plays a critical role in creating inclusive cities. Access to Public Transport—focuses on how well urban residents have access to public transport—focuses on how well urban residents have access to public transport, social equity, environmental sustainability, and economic opportunity.

[Interactive](#) [Visualization](#)

Tags: urban access, cities, public transport, urban centers



**Transport CO2 Intensity of the Economy**

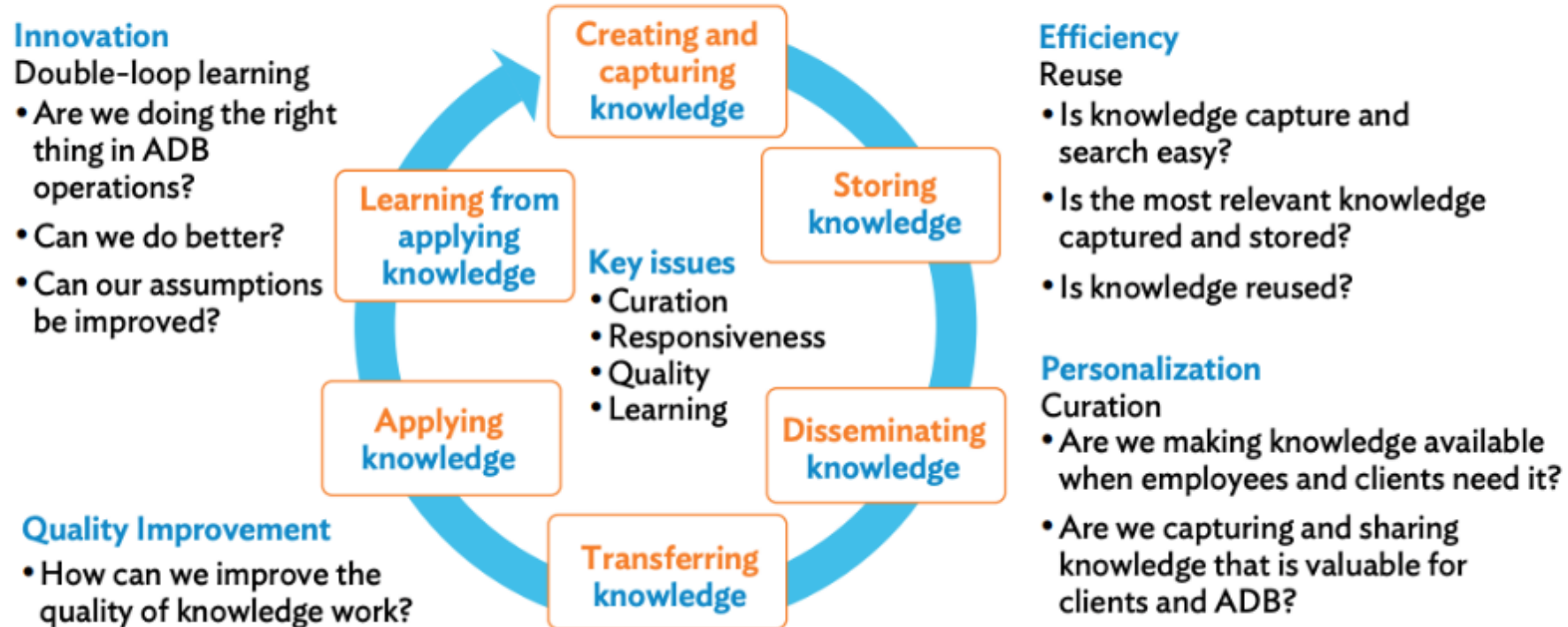
2024-10-15

[Interactive](#) [Visualization](#)

Tags:

# ATO and the ADB knowledge management circle


## Knowledge Management Cycle




Source: ADB Knowledge Management Action Plan 2021-2025

# ATO usage in ADB


## ADB Transport strategy



## Sector work: Country Diagnostics




## Paris Agreement Alignment: Transport Decarbonisation Profiles



## Update of CAREFC Strategy 2030



## COVID Guidance



## ADB E-mobility platform



## APRSO Road Safety



## ADO 2023 Background Paper



## ADB Key Indicators



## ADB Green Roads



## 2025 Gender Equality



- Regional Implementing the E-Mobility Program TA
- Low Emissions Zone TA
- Transport Genie
- DigiKM
- Maritime decarbonization initiative
- *Bespoke requests (113 outputs for ADB)*

# Partnerships



**Data Sharing**

- IRF
- ITEM
- TDCI
- ADB Statistics

**Policy**

- UNCRD
- UNESCAP Working Groups (rail, road)

**Railways**

- UNESCAP - ASEAN
- UIC

**Roads**

- ADB's Green Roads Toolkit
- IRF

**Climate Change**

- SLOCAT
- UNESCAP
- UK FCDO
- Climate Compatible Growth

**Electric Vehicles**

- ADB-GEF EV Platform
- UEMI

**Road Safety**

- Asia-Pacific Road Transport Observatory

**Freight**

- UNCTAD
- Smart Freight Center

**Climate Resilience**

- Life Links Council

**Air Pollution**

- Clean Air Asia

**Urban Transport**

- Mobilize Your City
- ITDP

**Sub Regional/ Country**

- World Bank
- MTI (Indonesia)
- SOTEN (Nepal)

## ATO across the sector

News, papers, and other works referencing the Asian Transport Observatory



[View list](#)

**~240 reports, journal articles, news articles, multi-media citations in current Phase**

# Outreach



Current Phase

>80 events

>5,800 participants

# asiantransportobservatory.org

## Knowledge base on transport in the Asia-Pacific

A leading platform that gathers and shares comprehensive datasets, generate unique policy insights, and delivers novel knowledge products rooted in groundbreaking analysis.

road infrastructure



### ATO National Database

Access over 450 transport indicators divided over eight main categories



### National Transport Policy Documents

Browse through content on how to use the ATO databases



### ATO Urban Database

Access over 450 transport indicators divided over eight main categories



### ATO Cost Database

Access over 450 transport indicators divided over eight main categories



### ATO Analytical Outputs

Get all the relevant information on transport through factsheets, reports and storylines

# asiantransportobservatory.org

---

***“ATO translates data into insights, policies, and investments”***

<b>ATO Team</b>	info@asiantransportobservatory.org
<b>Jamie Leather</b>	jleather@adb.org
<b>Andres Pizarro</b>	andres.pizarro@aiib.org
<b>Manuel Benard</b>	manuel.benard@aiib.org
<b>Alvin Mejia</b>	alvinmejia@asiantransportobservatory.org
<b>Sudhir Gota</b>	sudhirgota@asiantransportobservatory.org
<b>Mel Francis Eden</b>	meleden@asiantransportobservatory.org
<b>Adwait Limaye</b>	adwait@asiantransportobservatory.org
<b>Benjamin Soco</b>	benjaminsoco@asiantransportobservatory.org

# Check out the ATO Profiles!



**Transport Sector Profiles**



**Transport and Climate Profiles**



**E-mobility Profiles**



**Urban transport Profiles**



**Green Roads Profiles**



**Rail sector Profiles**



**Road Safety Profiles**



**Gender in mobility Profiles**