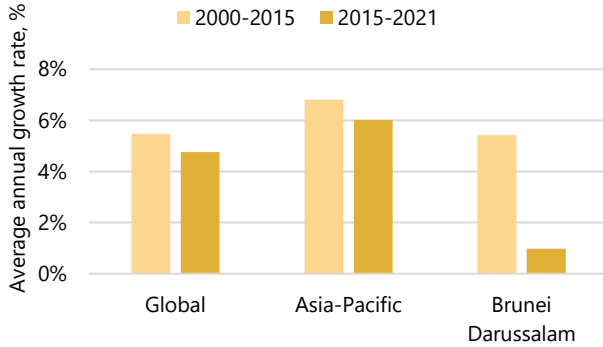


Brunei Darussalam

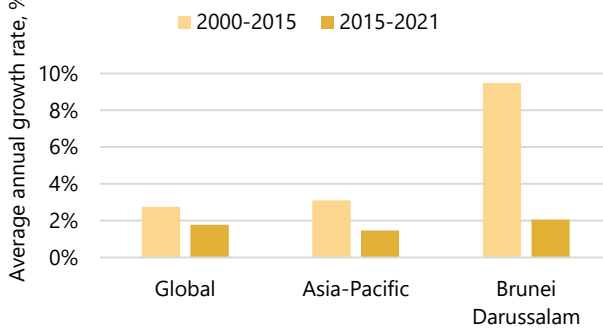
South-eastern Asia
High income

SOCIO-ECONOMIC

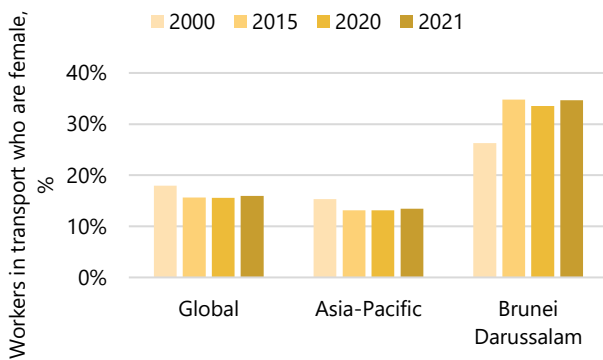
Gross Value Added by Transport, Storage, and Communications



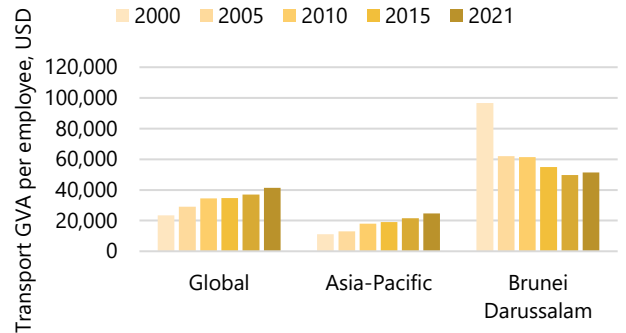
Employment in Transport, Storage, and Communications



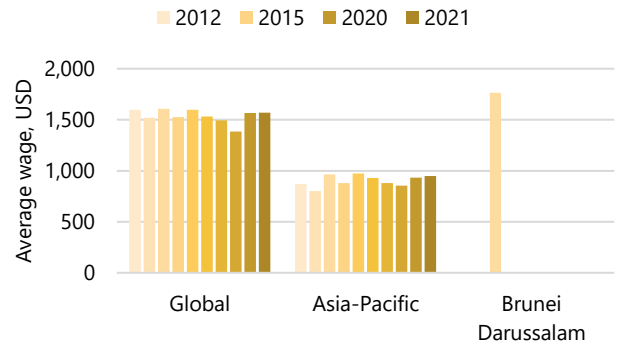
Female Employment in Transport, Storage, and Communications



Gross Value Added per Employee in Transport, Storage, and Communications



Average Monthly Wages in Transport, Storage, and Communications

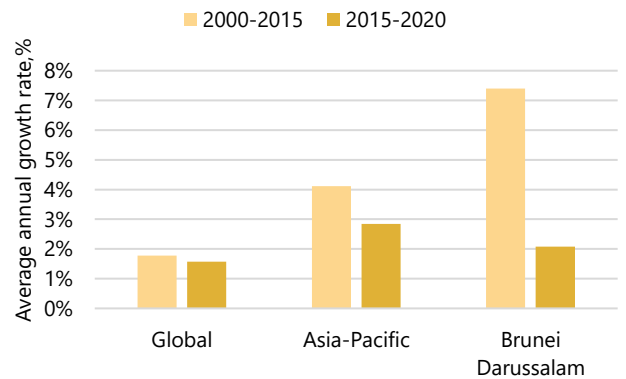


References

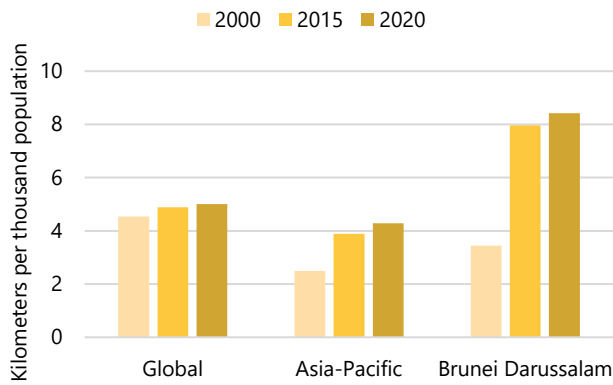
- ATO National Database SEC-TIV-001 (UN Statistics Division 2023).
- ATO National Database SEC-TRE-002 (ILO 2023).
- ATO National Database SEC-TRE-014 (ILO 2023).
- ATO National Database SEC-TIV-001, SEC-TRE-002 (UN Statistics Division 2023, ILO 2023).
- ATO National Database SEC-SEG-017 (ILO 2023).
- ATO National Database SEC-TIV-013 (World Bank 2023).

TRANSPORT INFRASTRUCTURE

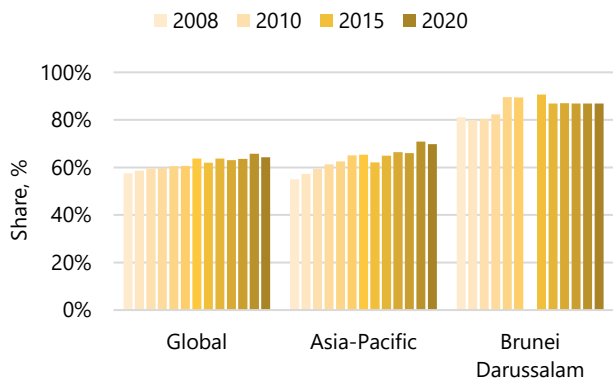
Annual Growth of Road Infrastructure



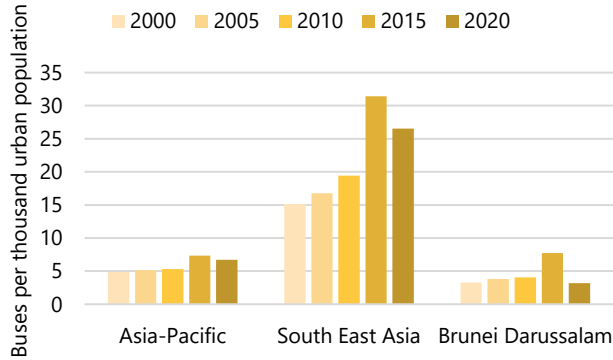
Road Infrastructure Availability per capita



Paved Road Ratio



Bus and Other Informal Public Transport Registrations per Thousand Urban Population

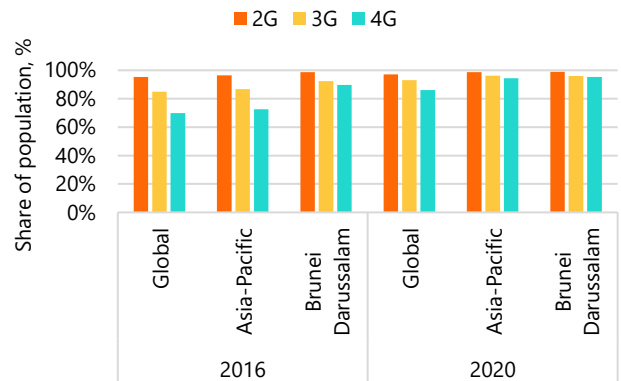


References

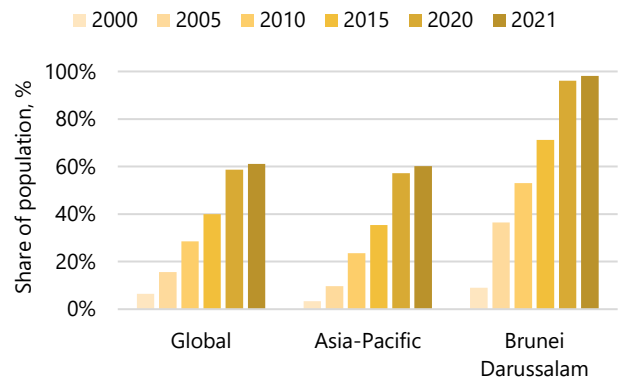
World Road Statistics (IRF 2023).
 ATO National Database INF-TTI-019 (UIC 2023).
 ATO National Database INF-UTI-001, INF-UTI-002, INF-UTI-003 (ITDP 2023).
 Rapid Transit Database (ITDP 2023).
 ATO National Database TAS-VEP-018 (Country Official Statistics).

ACCESS

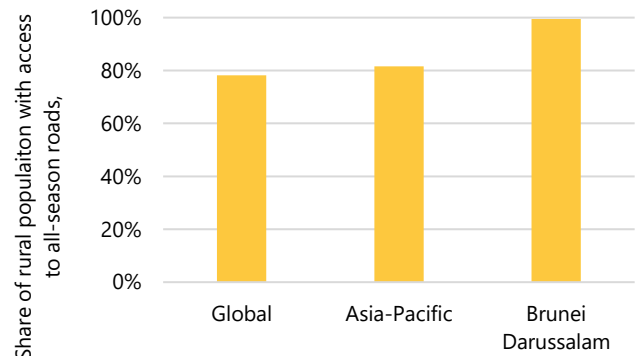
Population Covered by Mobile Network



Share of Population Using the Internet



Share of Rural Population with Access to All-Season Roads, 2022

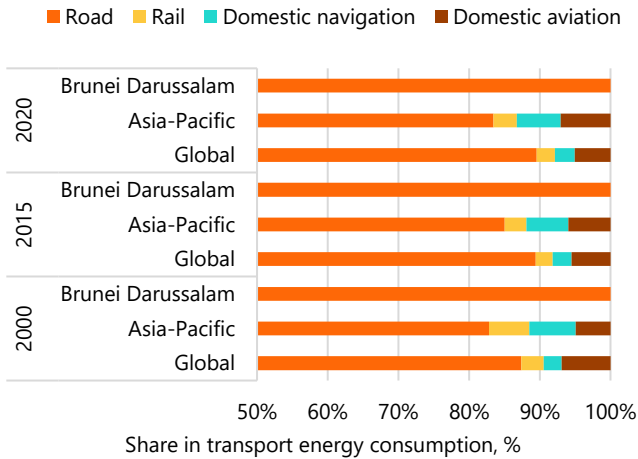


References

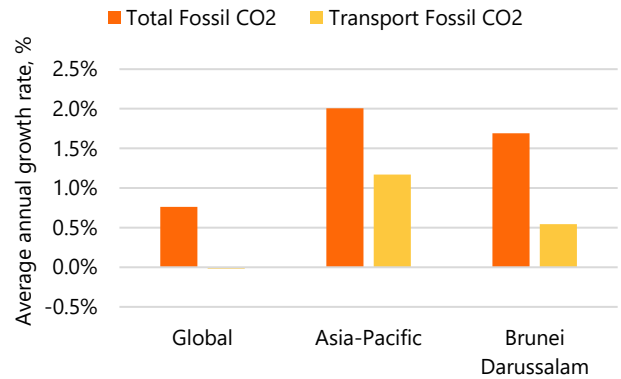
Sustainable Development Report 2023 (SDSN 2023).
 ATO National Database INF-ICT-010 (UN DESA 2023).
 ATO National Database INF-ICT-006 (ITU 2023).

CLIMATE CHANGE

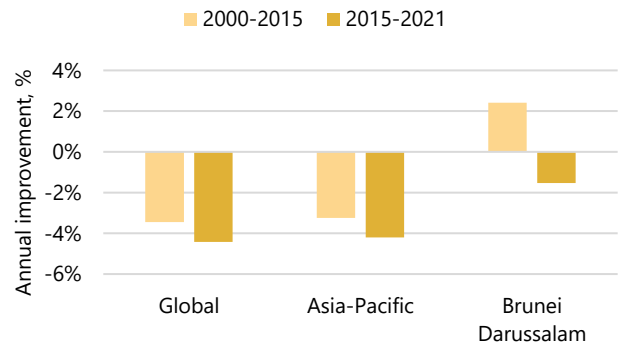
Transport Energy Consumption Share by Mode



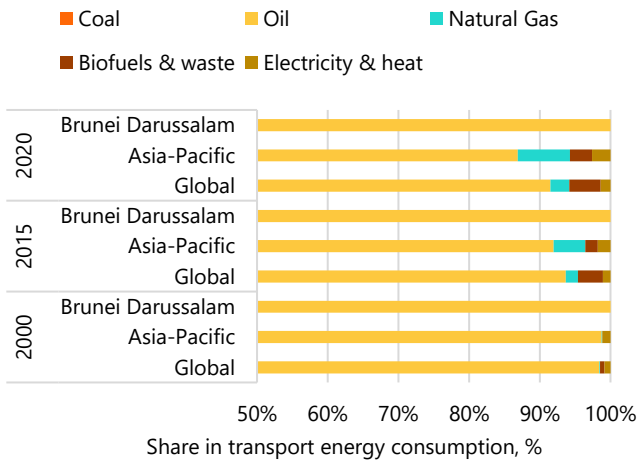
Annual Growth of CO2 Emissions, 2015-2021



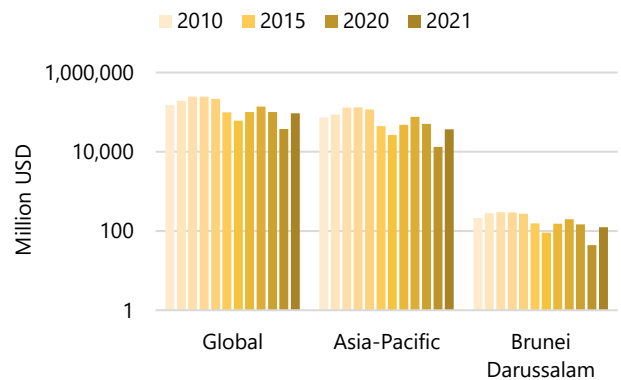
Annual Change of Transport CO2 Emissions Intensity with GDP



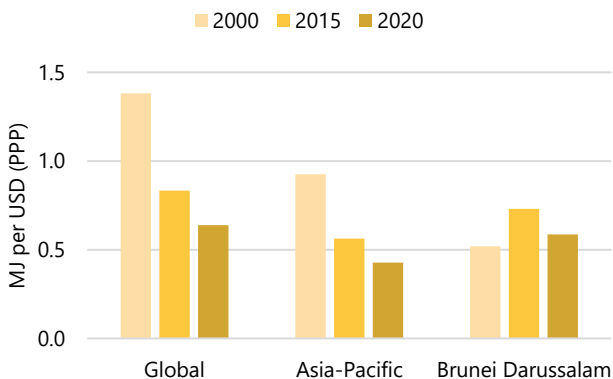
Transport Energy Consumption Share by Source



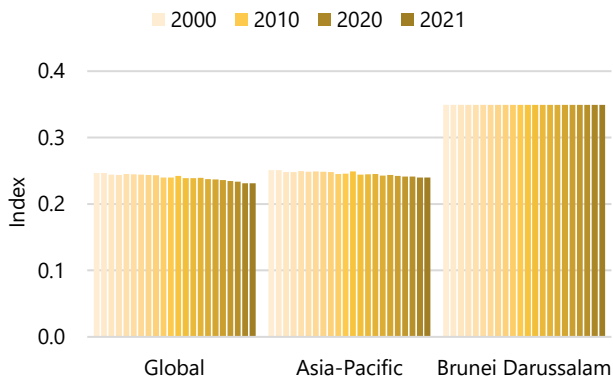
Transport Fossil Fuel Subsidies



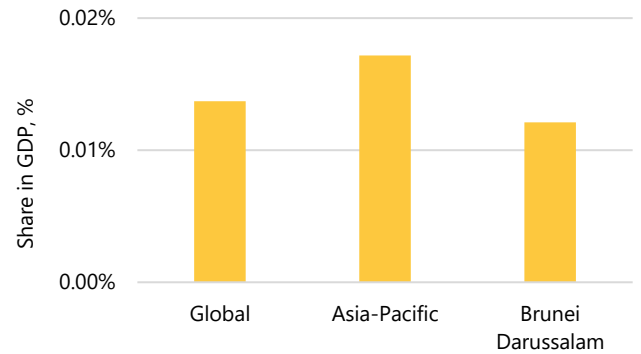
Transport Energy Intensity



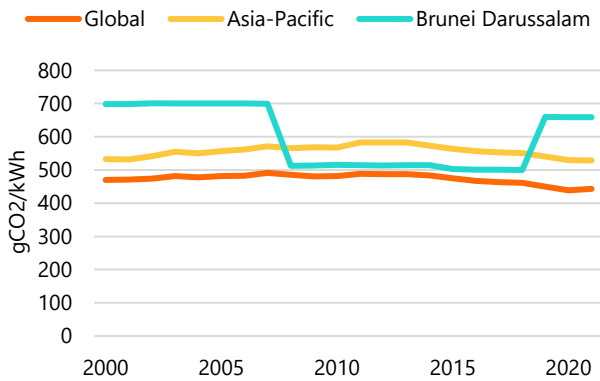
ND-GAIN Index for Infrastructure Vulnerability



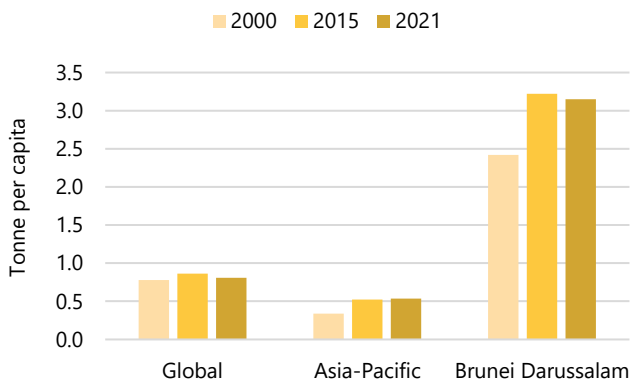
Multi-Hazard Expected Annual Damages to Roads, Rail, and Ports as Share of GDP



Grid Emission Factors



Transport CO2 Emissions per Capita

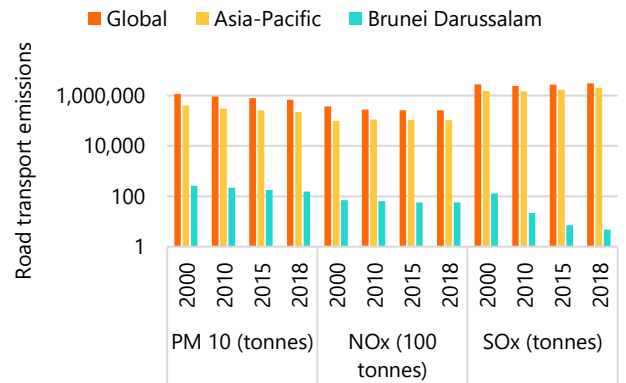


References

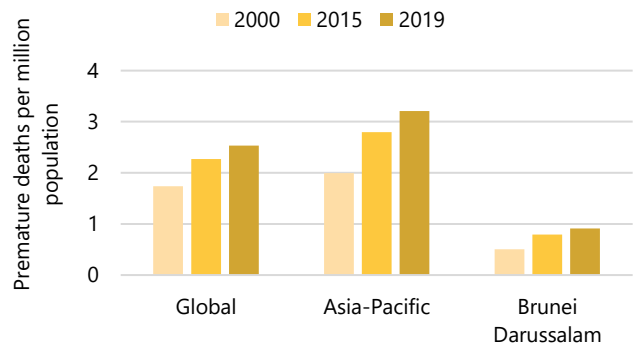
- ATO National Database CLC-VRE-016 (ESMAP 2023).
- ATO National Database CLC-VRE-081, CLC-VRE-026, CLC-VRE-027, CLC-VRE-028 (UN Statistics Division). 2023).
- ATO National Database CLC-VRE-001 (UN Statistics Division 2023).
- Fossil Fuel Subsidies (IEA 2023).
- ATO National Database CLC-VRE-045 (EDGAR 2023).
- ATO National Database CLC-VRE-048, CLC-VRE-045 (EDGAR 2023).
- ATO National Database INF-AFP-003 (Ember 2023).
- ATO National Database CLC-CVT-001 (ND-GAIN 2023).
- ATO National Database CLC-CVT-002, CLC-CVT-007 (Koks, et al. 2019, Verschuur, et al. 2023).

AIR POLLUTION

Road Transport Air Pollution



Death Rate due to Occupational Exposure to Diesel Engines

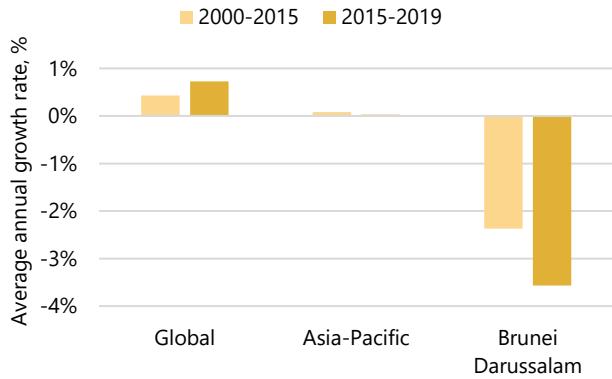


References

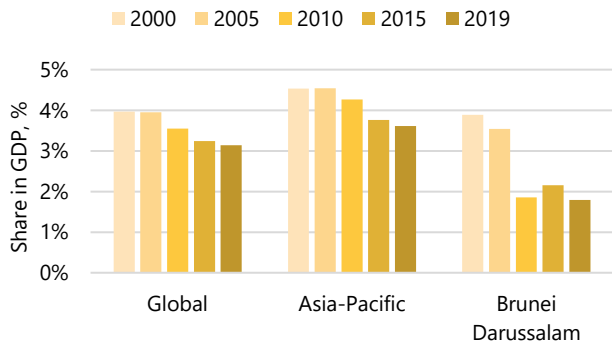
ATO National Database APH-VAP-001, APH-VAP-006, APH-VAP-016 (EDGAR 2022).
ATO National Database APH-HAT-001 (GBD 2019).

ROAD SAFETY

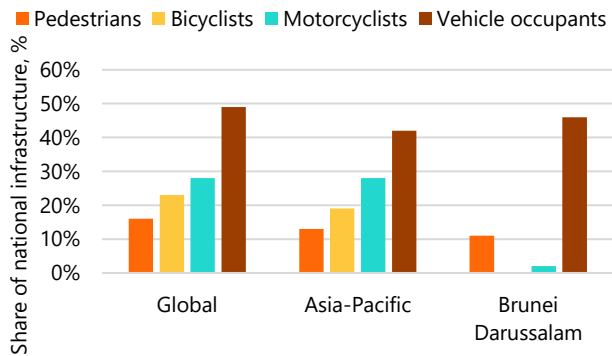
Annual Growth of Road Crash Fatalities



Cost of Road Crash Fatalities and Injuries as % of GDP

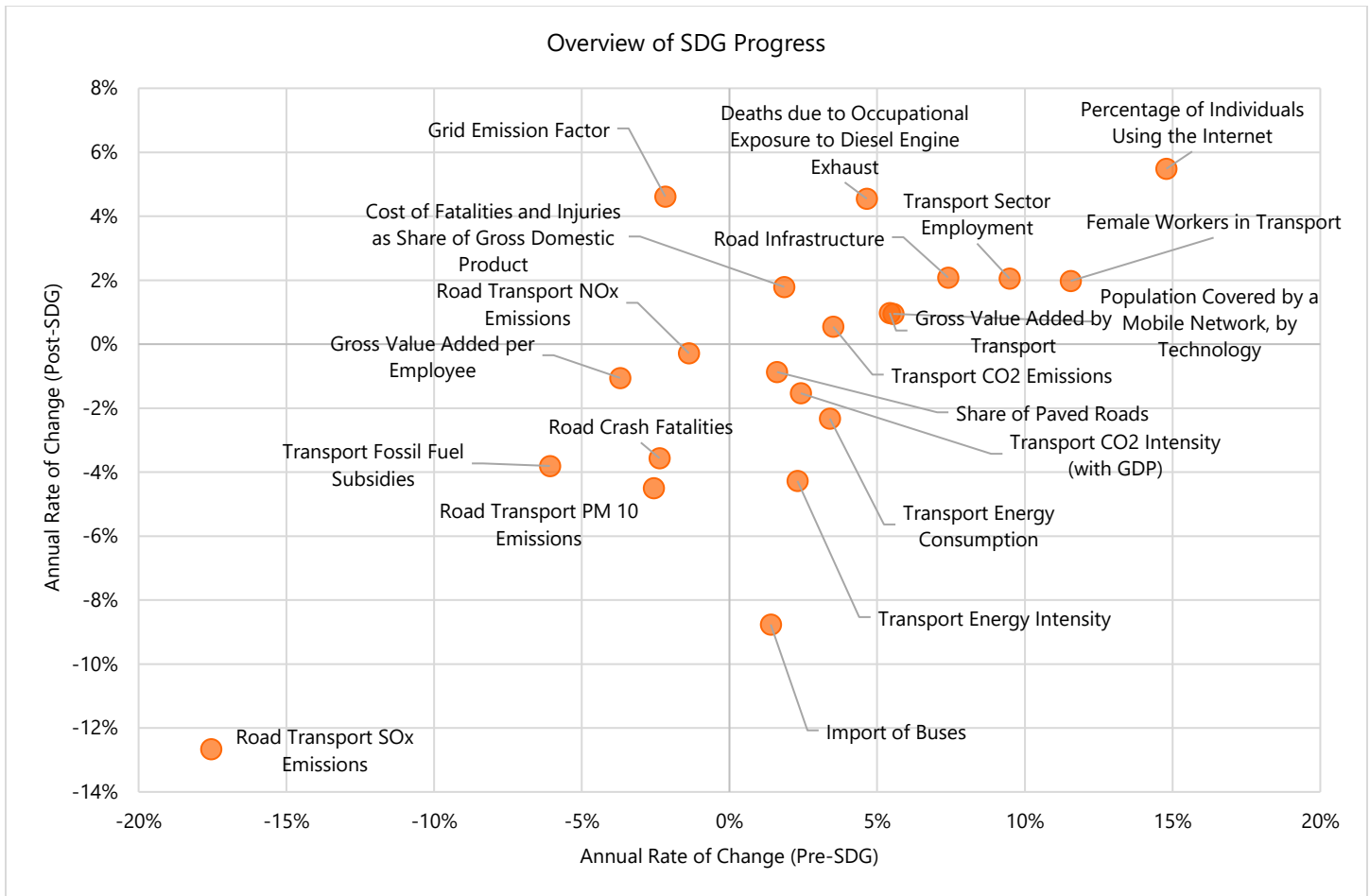


Share of National Infrastructure with 3-star or better rating



References

ATO National Database RSA-RSI-001 (WHO 2019).
ATO National Database RSA-RSI-012 (World Bank 2019).
ATO National Database RSA-SRI-009, RSA-SRI-010, RSA-SRI-011, RSA-SRI-012, (IRAP 2023).



Indicator Years (Pre-SDG, Post-SDG) Road Crash Fatalities (2000-2015, 2015-2019), Cost of Fatalities and Injuries as Share of Gross Domestic Product (2010, 2019) [Note: number indicates cost as share of GDP], Road Transport PM 10 Emissions (2000-2015, 2015-2018), Road Transport NOx Emissions (2000-2015, 2015-2018), Road Transport SOx Emissions (2000-2015, 2015-2018), Transport Air Pollution Health Impact (2010-2015, 2015-2019), Transport Energy Consumption (2000-2015, 2015-2020), Renewable Energy Growth (2000-2015, 2015-2020), Transport Energy Intensity (2000-2015, 2015-2020), Gross Value Added by Transport (2000-2015, 2015-2021), Gross Value Added per Employee (2000-2015, 2015-2021), Transport Sector Employment (2000-2015, 2015-2021), Female Workers in Transport (2000-2015, 2015-2021), Monthly Wages in the Transport Sector (2011-2015, 2015-2021), Road Infrastructure (2000-2015, 2015-2020), Heavy Railway Infrastructure (2000-2015, 2015-2021), Passenger and freight volumes (2010-2015, 2015-2021), Share of Paved Roads (2008-2015, 2015-2020), Population Covered by a Mobile Network, by Technology (2012-2014, 2016-2020), Percentage of Individuals Using the Internet (2000-2015, 2015-2021), Rapid Transit Kilometers (2000-2015, 2015-2020), Import of Buses (2003-2015, 2015-2022), Transport Fossil Fuel Subsidies (2010-2015, 2015-2021), Transport CO2 Emissions (2000-2015, 2015-2021), Transport CO2 Intensity (with GDP) (2000-2015, 2015-2021), Grid Emission Factor (2000-2015, 2015-2021), Transport Sector Public-Private Partnerships Investments (2000-2015, 2015-2022)

Note
The Asian Transport Outlook (ATO) project collects, collates, and organizes data from publicly available official, as well as reputable and peer-reviewed secondary sources, which may contain incomplete or inconsistent data. It is important to note that the ATO does not generate data. Moreover, while the ATO carries out quality control and assurance of whether the data are truthfully reflected in the ATO, the ATO does not make any warranties or representations as to the appropriateness, quality, accuracy, or completeness of the data in the ATO databases, and in the knowledge products that are produced from such. Users are encouraged to scrutinize, verify, interpret, and judge the data before utilizing them.

Authors
Sudhir Gota
Cornie Huizenga
Mel Eden
Adwait Limaye
Alvin Mejia

This SDG profile has been developed under TA-6763 REG: Accelerating Innovation in Transport - Asian Transport Outlook: Phase 3 (55119-001) with Asian Development Bank and Purchase Order No. CW39446 AIB Support: Asian Transport Outlook Phase 3 with Asian Infrastructure Investment Bank.