

Viet Nam

Gender in Transport

Population (2024)
99.5 million

Female population
51%

GDP (PPP, 2022)
1.32 trillion USD

GDP per capita (PPP, 2022)
13,461 USD

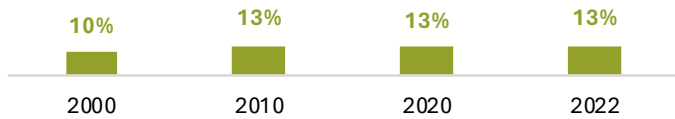
Employment in transport

Female employment in transport sector (2022)
298.7 thousand female employees

Total employment in transport sector (2022)
2.21 million employees

Between 2010 and 2022, Viet Nam's female employment in the transport sector increased by 70 thousand female employees, growing 3% annually

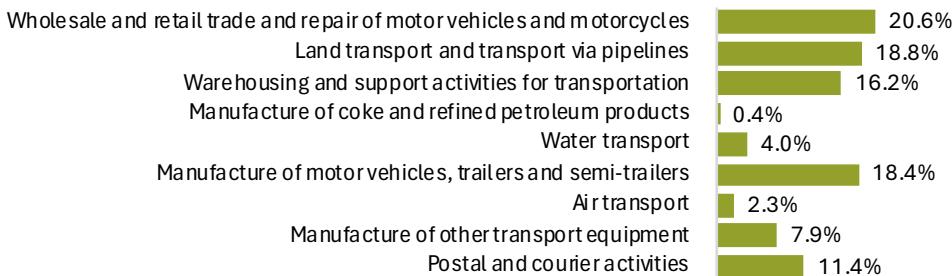
Share of females in total transport employment



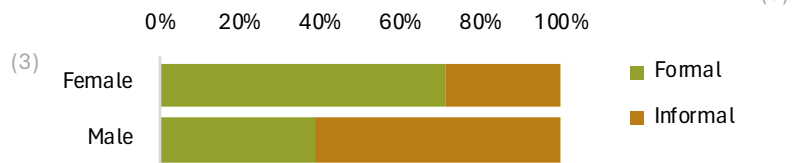
Share of transport in total female employment



Female employment in transport by economic activity



Share of females in transport-related employment by nature of work (formal and informal) (2022)



Transport-related employment covers (1) wholesale and retail trade and repair of motor vehicles and motorcycles, (2) land transport and transport via pipelines, (3) warehousing and support activities for transportation, (4) manufacture of coke and refined petroleum products, (5) water transport, (6) manufacture of motor vehicles, trailers and semi-trailers, (7) air transport, (8) manufacture of other transport equipment, (9) postal and courier activities

Average monthly wage in transport and storage (2022)

| Female **354 USD** | Male **395 USD**

Home-based workers as a percentage of total employment (0)

| Women **n.d.** | Men **n.d.**

Road safety

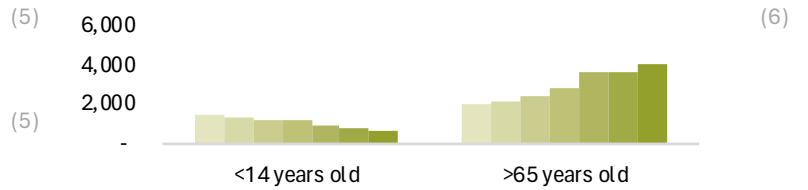
Total road crash fatalities (2021)

17.2 thousand deaths

Share of females in road crash fatalities (2021)

20%

Road crash fatalities by age group (1990-2019)



Others

Global Gender Gap ranking (out of 152 countries)



Share of households with female head (2020)

30%

Share of women in high-level decision-making positions in the environment, transport, and energy sectors

7%

Share of population with insufficient physical activity (2016)

| Female population

31%

| Total population

25%

Share of total population shopping using the internet (2022)

| Female population

42%

| Total population

40%

Gender in transport policy

Availability of explicit gender-related transport measures in Viet Nam's policies

| |
|---|
| National Development Strategy |
| Other National-level Policy |
| Multi-Modal Transport Policy |
| Urban Plan |
| Gender-focused Strategy |
| SDG-focused Policy |
| Road Infrastructure and Operations Policy |
| Rail Policy |
| Shipping/ Inland Water Transport Policy |
| Aviation Policy |
| Logistics Policy |
| Active Transport Policy |
| Automotive Policy |
| Climate Change Strategy |
| Energy Plan |
| Air Pollution Strategy |
| Road Safety Strategy |

Yes

| Policy document | Year | Gender-specific policy measures |
|--|------|--|
| NATIONAL ACTION PLAN FOR THE IMPLEMENTATION OF THE 2030 SUSTAINABLE DEVELOPMENT AGENDA | 2017 | <p>improve service conditions of public transport in keeping with the conditions of people with disabilities, elderly people, women and children</p> <p>Evaluate and scale up exemplary lines of public transport vehicles which are accessible to people with disabilities, elderly people, women and children.</p> <p>Develop an urban transport infrastructure and public transport system fitted to the development level; sustain, consolidate, upgrade the existing transport network in order for it to meet the required technical requirements and standards.</p> |
| NATIONAL ACTION PLAN FOR THE IMPLEMENTATION OF THE 2030 SUSTAINABLE DEVELOPMENT AGENDA | 2017 | <p>improve service conditions of public transport in keeping with the conditions of people with disabilities, elderly people, women and children</p> <p>Guide, inspect, oversee the implementation of codes, standards on transport access; ensure that all public transport mworks, projects comply with codes, standards on access for people with disabilities.</p> |

NATIONAL ACTION PLAN FOR THE
IMPLEMENTATION OF THE 2030
SUSTAINABLE DEVELOPMENT AGENDA

2017

improve service conditions of public transport in keeping with the conditions of people with disabilities, elderly people, women and children

implement policies on the exemption, reduction of public transport fares and service fees for people with disabilities and children as provided for by law

Accelerate the improvement, repair and upgrading of access paths to stations, stops, terminals, toilet facilities, transport means for people with disabilities

Evaluate and scale up exemplary lines of public transport vehicles which are accessible to people with disabilities, elderly people, women and children.

Communicate with and educate bus drivers and assistants on how to help disabled passengers

Guide, inspect, oversee the implementation of codes, standards on transport access; ensure that all public transport works, projects comply with codes, standards on access for people with disabilities.

Notes



(*) Policy measures and targets were extracted from policy documents as listed in the ATO National Transport Policies Database

<https://bit.ly/ATOpolicyrepository>

References

- (1) UN Population Database (2022), <https://population.un.org/wpp/>
- (2) World Bank (2022), <https://data.worldbank.org/>
- (3) International Labor Organization (ILO, 2023), <https://ilostat ilo.org/data/bulk/>
- (4) Working from home: from invisibility to decent work (ILO, 2021), <https://webapps ilo.org/digitalguides/en-gb/story/working-from-home#introduction>
- (5) Global Status Report on Road Safety 2023 (WHO, 2023), <https://www.who.int/teams/social-determinants-of-health/safety-and-mobility/global-status-report-on-road-safety-2023>
- (6) Global Burden of Disease 2021 (IHME, 2023), <https://vizhub.healthdata.org/gbd-results/>
- (7) Global Gender Gap Report 2022 (WEF, 2022), <https://www.weforum.org/publications/global-gender-gap-report-2022/>
- (8) International Telecommunication Union (ITU, 2022), <https://www.itu.int/en/ITU-D/Statistics/Pages/stat/default.aspx>
- (9) UN Database on Household Size and Composition (2022), <https://population.un.org/Household/index.html>
- (10) ESMAP Gender and Energy Indicators (World Bank, 2022), <https://energydata.info/dataset/esmap-gender-and-energy-indicators>
- (11) Global Health Observatory (WHO, 2016), [https://www.who.int/data/gho/data/indicators/indicator-details/GHO/prevalence-of-insufficient-physical-activity-among-adults-aged-18-years-\(age-standardized-estimate\)-\(-\)](https://www.who.int/data/gho/data/indicators/indicator-details/GHO/prevalence-of-insufficient-physical-activity-among-adults-aged-18-years-(age-standardized-estimate)-(-))

Disclaimer

The Asian Transport Outlook (ATO) project collects, collates, and organizes data from publicly available official, as well as reputable and peer-reviewed secondary sources, which may contain incomplete or inconsistent data. It is important to note that the ATO does not generate data. Moreover, while the ATO carries out quality control and assurance of whether the data are truthfully reflected in the ATO, the ATO does not make any warranties or representations as to the appropriateness, quality, accuracy, or completeness of the data in the ATO databases, and in the knowledge products that are produced from such. Users are encouraged to scrutinize, verify, interpret, and judge the data before utilizing them.

The ATO is an initiative developed under TA-6763 REG: Accelerating Innovation in Transport - Asian Transport Outlook: Phase 3 (55119-001) of the Asian Development Bank (ADB) and is also being supported by the Asian Infrastructure Investment Bank (AIIB) through Purchase Order No. CW39446 AIIB Support: Asian Transport Outlook Phase 3.