

Pakistan

Gender in Transport

Population (2024)
245.2 million

Female population
50%

GDP (PPP, 2022)
(1) **1.5 trillion USD**

GDP per capita (PPP, 2022)
(2) **6,351 USD**

Employment in transport

Female employment in transport sector (2022)
30.2 thousand female employees

Total employment in transport sector (2022)
4.79 million employees

Between 2010 and 2022, Pakistan's female employment in the transport sector decreased by -6.9 thousand female employees, decreasing by -2% annually

Share of females in total transport employment



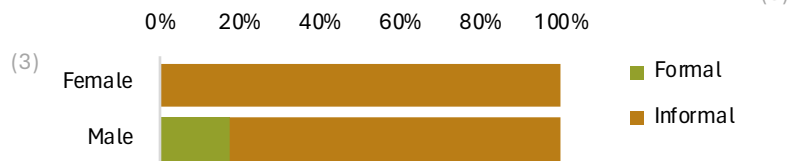
Share of transport in total female employment



Female employment in transport by economic activity

Wholesale and retail trade and repair of motor vehicles and...
Land transport and transport via pipelines
Warehousing and support activities for transportation
Manufacture of coke and refined petroleum products
Water transport
Manufacture of motor vehicles, trailers and semi-trailers
Air transport
Manufacture of other transport equipment
Postal and courier activities

Share of females in transport-related employment by nature of work (formal and informal) (2023)



(3) Transport-related employment covers (1) wholesale and retail trade and repair of motor vehicles and motorcycles, (2) land transport and transport via pipelines, (3) warehousing and support activities for transportation, (4) manufacture of coke and refined petroleum products, (5) water transport, (6) manufacture of motor vehicles, trailers and semi-trailers, (7) air transport, (8) manufacture of other transport equipment, (9) postal and courier activities

Average monthly wage in transport and storage (2021)

| Female
604 USD

| Male
136 USD

(3)

Home-based workers as a percentage of total employment (2018)

| Women
(3) **33%**

| Men
2%

(4)

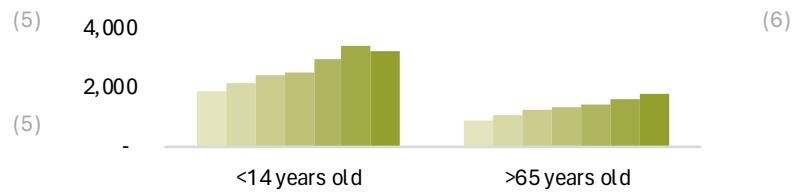
Wholesale and retail trade and repair of motor vehicles and motorcycles, 2016

Road safety

Total road crash fatalities (2021)
27.6 thousand deaths


Share of females in road crash fatalities (2021)
n.d.

Road crash fatalities by age group (1990-2019)



Others

Global Gender Gap ranking (out of 152 countries)



Share of total population shopping using the internet (2021)
 | Female population **1%**
 | Total population **1%**

Share of households with female head (2013)
11%

Share of women in high-level decision-making positions in the environment, transport, and energy sectors
n.d.

Share of population with insufficient physical activity (2016)
 | Female population **43%**
 | Total population **34%**

Gender in transport policy

Availability of explicit gender-related transport measures in Pakistan's policies

National Development Strategy	
Other National-level Policy	
Multi-Modal Transport Policy	Yes
Urban Plan	
Gender-focused Strategy	Yes
SDG-focused Policy	
Road Infrastructure and Operations Policy	
Rail Policy	
Shipping/ Inland Water Transport Policy	
Aviation Policy	
Logistics Policy	
Active Transport Policy	
Automotive Policy	
Climate Change Strategy	Yes
Energy Plan	
Air Pollution Strategy	Yes
Road Safety Strategy	

Policy document	Year	Gender-specific policy measures
National Clean Air Plan	2022	Promote non-motorized mobility, through development and management of infrastructure like removal of encroachments, development of micro infrastructure, while ensuring gender considerations
Pakistan Updated NDC 2021	2021	Ministry of Climate Change (MoCC), through a Gender Readiness Grant from the Green Climate Fund (GCF), is in the process of developing a Climate Change Gender Action Plan (ccGAP)
National Policy for Development & Women's Empowerment (2002)	2002	Providing transport to facilitate access to basic facilities.
National Transport Policy of Pakistan 2018	2018	Improve the accessibility to transport for women and vulnerable groups by identifying and removing any barriers hindering their access.

Notes



(*) Policy measures and targets were extracted from policy documents as listed in the ATO National Transport Policies Database

<https://bit.ly/ATOpolicyrepository>

References

- (1) UN Population Database (2022), <https://population.un.org/wpp/>
- (2) World Bank (2022), <https://data.worldbank.org/>
- (3) International Labor Organization (ILO, 2023), <https://ilostat ilo.org/data/bulk/>
- (4) Working from home: from invisibility to decent work (ILO, 2021), <https://webapps ilo.org/digitalguides/en-gb/story/working-from-home#introduction>
- (5) Global Status Report on Road Safety 2023 (WHO, 2023), <https://www.who.int/teams/social-determinants-of-health/safety-and-mobility/global-status-report-on-road-safety-2023>
- (6) Global Burden of Disease 2021 (IHME, 2023), <https://vizhub.healthdata.org/gbd-results/>
- (7) Global Gender Gap Report 2022 (WEF, 2022), <https://www.weforum.org/publications/global-gender-gap-report-2022/>
- (8) International Telecommunication Union (ITU, 2022), <https://www.itu.int/en/ITU-D/Statistics/Pages/stat/default.aspx>
- (9) UN Database on Household Size and Composition (2022), <https://population.un.org/Household/index.html>
- (10) ESMAP Gender and Energy Indicators (World Bank, 2022), <https://energydata.info/dataset/esmap-gender-and-energy-indicators>
- (11) Global Health Observatory (WHO, 2016), [https://www.who.int/data/gho/data/indicators/indicator-details/GHO/prevalence-of-insufficient-physical-activity-among-adults-aged-18-years-\(age-standardized-estimate\)-\(-\)](https://www.who.int/data/gho/data/indicators/indicator-details/GHO/prevalence-of-insufficient-physical-activity-among-adults-aged-18-years-(age-standardized-estimate)-(-))

Disclaimer

The Asian Transport Outlook (ATO) project collects, collates, and organizes data from publicly available official, as well as reputable and peer-reviewed secondary sources, which may contain incomplete or inconsistent data. It is important to note that the ATO does not generate data. Moreover, while the ATO carries out quality control and assurance of whether the data are truthfully reflected in the ATO, the ATO does not make any warranties or representations as to the appropriateness, quality, accuracy, or completeness of the data in the ATO databases, and in the knowledge products that are produced from such. Users are encouraged to scrutinize, verify, interpret, and judge the data before utilizing them.

The ATO is an initiative developed under TA-6763 REG: Accelerating Innovation in Transport - Asian Transport Outlook: Phase 3 (55119-001) of the Asian Development Bank (ADB) and is also being supported by the Asian Infrastructure Investment Bank (AIIB) through Purchase Order No. CW39446 AIIB Support: Asian Transport Outlook Phase 3.