

Nepal

Gender in Transport

Population (2024)
31.2 million

Female population
52%

GDP (PPP, 2022)
(1) **144.39 billion USD**

GDP per capita (PPP, 2022)
(2) **4,727 USD**

Employment in transport

Female employment in transport sector (2022)
5.6 thousand female employees

(3) Share of females in transport-related employment by nature of work (formal and informal) (2023)

Total employment in transport sector (2022)
96.4 thousand employees

(3)

Between 2010 and 2022, Nepal's female employment in the transport sector increased by 1.7 thousand female employees, growing 4% annually

Share of females in total transport employment

(3)

Transport-related employment covers (1) wholesale and retail trade and repair of motor vehicles and motorcycles, (2) land transport and transport via pipelines, (3) warehousing and support activities for transportation, (4) manufacture of coke and refined petroleum products, (5) water transport, (6) manufacture of motor vehicles, trailers and semi-trailers, (7) air transport, (8) manufacture of other transport equipment, (9) postal and courier activities

Average monthly wage in transport and storage (2017)

| Female
209 USD

| Male
168 USD (3)

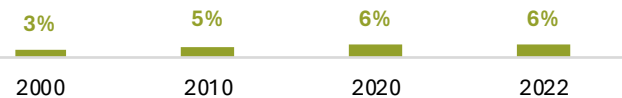
Home-based workers as a percentage of total employment (2017)

| Women
(3) **37%**

| Men
17% (4)

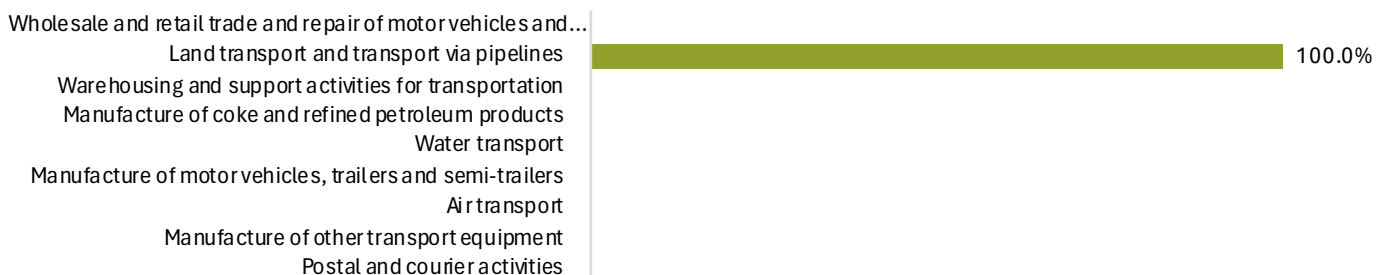
Share of transport in total female employment

(3)



Female employment in transport by economic activity

(3)



Land transport and transport via pipelines, 2017

Road safety

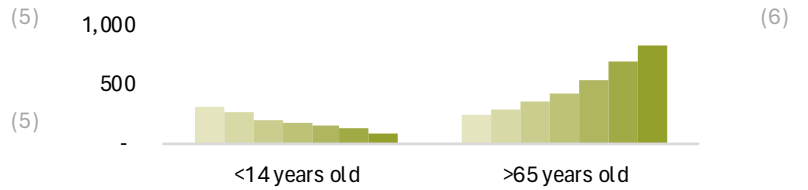
Total road crash fatalities (2021)

8.5 thousand deaths

Share of females in road crash fatalities (2021)

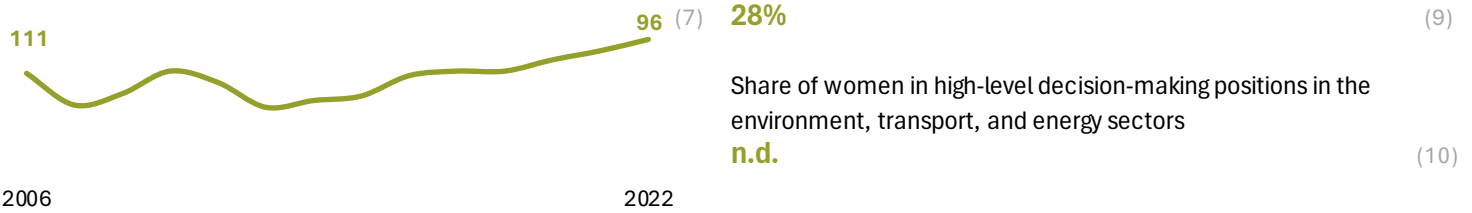
18%

Road crash fatalities by age group (1990-2019)



Others

Global Gender Gap ranking (out of 152 countries)



Share of households with female head (2019)

28%

Share of women in high-level decision-making positions in the environment, transport, and energy sectors

n.d.

Share of population with insufficient physical activity (2016)

| Female population

15%

| Total population

13%

Share of total population shopping using the internet (2021)

| Female population

4%

| Total population

4%

Gender in transport policy

Availability of explicit gender-related transport measures in Nepal's policies

National Development Strategy	Yes
Other National-level Policy	
Multi-Modal Transport Policy	
Urban Plan	
Gender-focused Strategy	
SDG-focused Policy	
Road Infrastructure and Operations Policy	Yes
Rail Policy	
Shipping/ Inland Water Transport Policy	
Aviation Policy	
Logistics Policy	
Active Transport Policy	
Automotive Policy	
Climate Change Strategy	
Energy Plan	
Air Pollution Strategy	
Road Safety Strategy	

Policy document	Year	Gender-specific policy measures
Motor Vehicles and Transport Management Act, 2049 (1993)	1993	"(1) It shall be the duty of the owner or manager of a passenger heavy motor vehicle operating the transport service on a local route to reserve four seats for the disabled and two seats for female passengers in that vehicle. (2) It shall be the duty of the owner or manager of a passenger motor vehicle operating the transport service on a long route to reserve two seats for members of parliament disabled and two seats for female passengers in that vehicle. "
The Fifteenth Plan (Fiscal Year 2019/20 – 2023/24)	2020	Access to and use of public transport will be enhanced for senior citizens, women, children, people living with disabilities, ultra-poor, and other target groups.
Motor Vehicles and Transport Management Act, 2049 (1993)	1993	(1) It shall be the duty of the owner or manager of a passenger heavy motor vehicle operating the transport service on a local route to reserve four seats for the disabled and two seats for female passengers in that vehicle. (2) It shall be the duty of the owner or manager of a passenger motor vehicle operating the transport service on a long route to reserve two seats for members of parliament disabled and two seats for female passengers in that vehicle.

Notes



(*) Policy measures and targets were extracted from policy documents as listed in the ATO National Transport Policies Database

<https://bit.ly/ATOpolicyrepository>

References

- (1) UN Population Database (2022), <https://population.un.org/wpp/>
- (2) World Bank (2022), <https://data.worldbank.org/>
- (3) International Labor Organization (ILO, 2023), <https://ilostat.ilo.org/data/bulk/>
- (4) Working from home: from invisibility to decent work (ILO, 2021), <https://webapps.ilo.org/digitalguides/en-gb/story/working-from-home#introduction>
- (5) Global Status Report on Road Safety 2023 (WHO, 2023), <https://www.who.int/teams/social-determinants-of-health/safety-and-mobility/global-status-report-on-road-safety-2023>
- (6) Global Burden of Disease 2021 (IHME, 2023), <https://vizhub.healthdata.org/gbd-results/>
- (7) Global Gender Gap Report 2022 (WEF, 2022), <https://www.weforum.org/publications/global-gender-gap-report-2022/>
- (8) International Telecommunication Union (ITU, 2022), <https://www.itu.int/en/ITU-D/Statistics/Pages/stat/default.aspx>
- (9) UN Database on Household Size and Composition (2022), <https://population.un.org/Household/index.html>
- (10) ESMAP Gender and Energy Indicators (World Bank, 2022), <https://energydata.info/dataset/esmap-gender-and-energy-indicators>
- (11) Global Health Observatory (WHO, 2016), [https://www.who.int/data/gho/data/indicators/indicator-details/GHO/prevalence-of-insufficient-physical-activity-among-adults-aged-18-years-\(age-standardized-estimate\)-\(-\)](https://www.who.int/data/gho/data/indicators/indicator-details/GHO/prevalence-of-insufficient-physical-activity-among-adults-aged-18-years-(age-standardized-estimate)-(-))

Disclaimer

The Asian Transport Outlook (ATO) project collects, collates, and organizes data from publicly available official, as well as reputable and peer-reviewed secondary sources, which may contain incomplete or inconsistent data. It is important to note that the ATO does not generate data. Moreover, while the ATO carries out quality control and assurance of whether the data are truthfully reflected in the ATO, the ATO does not make any warranties or representations as to the appropriateness, quality, accuracy, or completeness of the data in the ATO databases, and in the knowledge products that are produced from such. Users are encouraged to scrutinize, verify, interpret, and judge the data before utilizing them.

The ATO is an initiative developed under TA-6763 REG: Accelerating Innovation in Transport - Asian Transport Outlook: Phase 3 (55119-001) of the Asian Development Bank (ADB) and is also being supported by the Asian Infrastructure Investment Bank (AIIB) through Purchase Order No. CW39446 AIIB Support: Asian Transport Outlook Phase 3.