

# Kyrgyz Republic

## Gender in Transport

Population (2024)  
**6.8 million**

Female population  
**51%**

GDP (PPP, 2022)  
(1) **41.77 billion USD**

GDP per capita (PPP, 2022)  
(2) **6,300 USD**

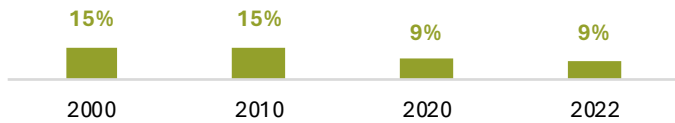
### Employment in transport

Female employment in transport sector (2022)  
**20.7 thousand female employees**

Total employment in transport sector (2022)  
**235.3 thousand employees**

*Between 2010 and 2022, Kyrgyz Republic's female employment in the transport sector decreased by -4.5 thousand female employees, decreasing by -2% annually*

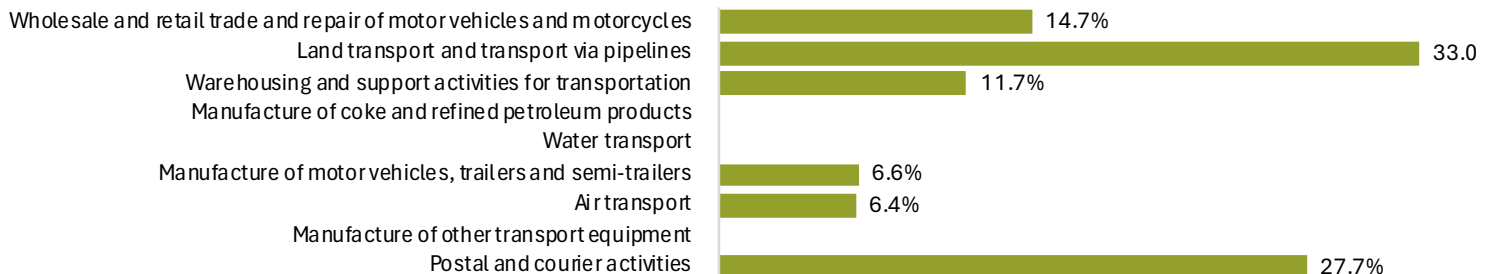
Share of females in total transport employment



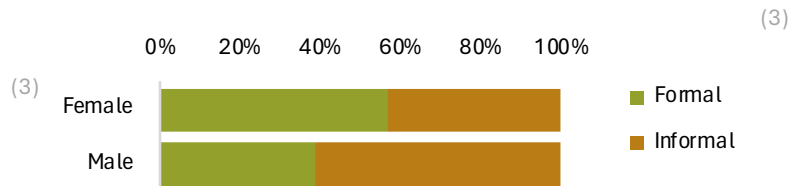
Share of transport in total female employment



Female employment in transport by economic activity



Share of females in transport-related employment by nature of work (formal and informal) (2021)



Transport-related employment covers (1) wholesale and retail trade and repair of motor vehicles and motorcycles, (2) land transport and transport via pipelines, (3) warehousing and support activities for transportation, (4) manufacture of coke and refined petroleum products, (5) water transport, (6) manufacture of motor vehicles, trailers and semi-trailers, (7) air transport, (8) manufacture of other transport equipment, (9) postal and courier activities

Average monthly wage in transport and storage (2022)

| Female **244 USD** | Male **428 USD** (3)

Home-based workers as a percentage of total employment (2017)

| Women **1%** | Men **0%** (4)

Road safety

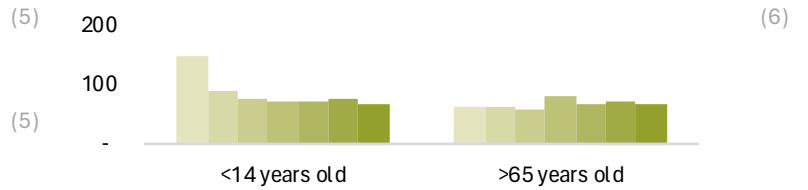
Total road crash fatalities (2021)

**869 deaths**

Share of females in road crash fatalities (2021)


**28%**

Road crash fatalities by age group (1990-2019)



Others

Global Gender Gap ranking (out of 152 countries)



Share of households with female head (2018)

**29%**

Share of women in high-level decision-making positions in the environment, transport, and energy sectors

**n.d.**

Share of population with insufficient physical activity (2016)

| Female population

**17%**

| Total population

**14%**

Share of total population shopping using the internet (2021)

| Female population

**9%**

| Total population

**10%**

## Notes



(\*) Policy measures and targets were extracted from policy documents as listed in the ATO National Transport Policies Database

<https://bit.ly/ATOpolicyrepository>

## References

- (1) UN Population Database (2022), <https://population.un.org/wpp/>
- (2) World Bank (2022), <https://data.worldbank.org/>
- (3) International Labor Organization (ILO, 2023), <https://ilostat ilo.org/data/bulk/>
- (4) Working from home: from invisibility to decent work (ILO, 2021), <https://webapps ilo.org/digitalguides/en-gb/story/working-from-home#introduction>
- (5) Global Status Report on Road Safety 2023 (WHO, 2023), <https://www.who.int/teams/social-determinants-of-health/safety-and-mobility/global-status-report-on-road-safety-2023>
- (6) Global Burden of Disease 2021 (IHME, 2023), <https://vizhub.healthdata.org/gbd-results/>
- (7) Global Gender Gap Report 2022 (WEF, 2022), <https://www.weforum.org/publications/global-gender-gap-report-2022/>
- (8) International Telecommunication Union (ITU, 2022), <https://www.itu.int/en/ITU-D/Statistics/Pages/stat/default.aspx>
- (9) UN Database on Household Size and Composition (2022), <https://population.un.org/Household/index.html>
- (10) ESMAP Gender and Energy Indicators (World Bank, 2022), <https://energydata.info/dataset/esmap-gender-and-energy-indicators>
- (11) Global Health Observatory (WHO, 2016), [https://www.who.int/data/gho/data/indicators/indicator-details/GHO/prevalence-of-insufficient-physical-activity-among-adults-aged-18-years-\(age-standardized-estimate\)-\(-\)](https://www.who.int/data/gho/data/indicators/indicator-details/GHO/prevalence-of-insufficient-physical-activity-among-adults-aged-18-years-(age-standardized-estimate)-(-))

## Disclaimer

The Asian Transport Outlook (ATO) project collects, collates, and organizes data from publicly available official, as well as reputable and peer-reviewed secondary sources, which may contain incomplete or inconsistent data. It is important to note that the ATO does not generate data. Moreover, while the ATO carries out quality control and assurance of whether the data are truthfully reflected in the ATO, the ATO does not make any warranties or representations as to the appropriateness, quality, accuracy, or completeness of the data in the ATO databases, and in the knowledge products that are produced from such. Users are encouraged to scrutinize, verify, interpret, and judge the data before utilizing them.

The ATO is an initiative developed under TA-6763 REG: Accelerating Innovation in Transport - Asian Transport Outlook: Phase 3 (55119-001) of the Asian Development Bank (ADB) and is also being supported by the Asian Infrastructure Investment Bank (AIIB) through Purchase Order No. CW39446 AIIB Support: Asian Transport Outlook Phase 3.